













































Miscellaneous Proposed Projects


*Projects Not Part of a Neighborhood Planning Area
or Locations Have Not Been Identified*

Project Name	Project Type	Design Year	Right-of-Way Year	Const. Year	Total Project Costs	Improvement Type(s):				
						Pedestrian Facilities	ADA Improvements	Bike Facilities	Vehicular Capacity	Maintenance
Arterial & Collector Capital Maintenance (2025) HB312 Project	Livable Street	2023	N/A	2025	\$3,935,000				–	
Arterial & Collector Capital Maintenance (2026) HB312 Project	Livable Street	2024	N/A	2026	\$2,935,000				–	
Arterial & Collector Capital Maintenance (2027) HB312 Project	Livable Street	2025	N/A	2027	\$2,935,000				–	
Arterial & Collector Capital Maintenance (2028) HB312 Project	Livable Street	2026	N/A	2028	\$2,935,000				–	
Arterial Dynamic Message Sign Installation	Traffic Safety & Ops	N/A	N/A	2024	\$320,000	–	–	–		–
Bridge Preventative Maintenance (2022)	Bridges	N/A	N/A	2022	\$200,000	–	–	–	–	
Bridge Preventative Maintenance (2023)	Bridges	N/A	N/A	2023	\$200,000	–	–	–	–	
Bridge Preventative Maintenance (2024)	Bridges	N/A	N/A	2024	\$200,000	–	–	–	–	
Bridge Preventative Maintenance (2025)	Bridges	N/A	N/A	2025	\$200,000	–	–	–	–	
Bridge Preventative Maintenance (2026)	Bridges	N/A	N/A	2026	\$200,000	–	–	–	–	
Corridor Preservation - Impact Fee Eligible (2021)	Cooperative	N/A	N/A	N/A	\$2,400,000					–
Corridor Preservation - Impact Fee Eligible (2022)	Cooperative	N/A	N/A	N/A	\$8,000,000					–

Project Name	Project Type	Design Year	Right-of-Way Year	Const. Year	Total Project Costs	Improvement Type(s):				
						Pedestrian Facilities	ADA Improvements	Bike Facilities	Vehicular Capacity	Maintenance
Corridor Preservation - Impact Fee Eligible (2023)	Cooperative	N/A	N/A	N/A	\$4,500,000					–
Corridor Preservation - Impact Fee Eligible (2024)	Cooperative	N/A	N/A	N/A	\$1,500,000					–
Corridor Preservation - Impact Fee Eligible (2025)	Cooperative	N/A	N/A	N/A	\$1,500,000					–
Corridor Preservation - Impact Fee Eligible (2026)	Cooperative	N/A	N/A	N/A	\$1,500,000					–
Corridor Preservation - Non-Impact Fee Eligible (2021)	Cooperative	N/A	N/A	N/A	\$450,000					–
Corridor Preservation - Non-Impact Fee Eligible (2022)	Cooperative	N/A	N/A	N/A	\$450,000					–
Corridor Preservation - Non-Impact Fee Eligible (2023)	Cooperative	N/A	N/A	N/A	\$200,000					–
Corridor Preservation - Non-Impact Fee Eligible (2024)	Cooperative	N/A	N/A	N/A	\$200,000					–
Corridor Preservation - Non-Impact Fee Eligible (2025)	Cooperative	N/A	N/A	N/A	\$200,000					–
Corridor Preservation - Non-Impact Fee Eligible (2026)	Cooperative	N/A	N/A	N/A	\$200,000					–
Cul-de-Sac Reconstruct (2023) HB312 Project	Maintenance	N/A	N/A	2023	\$400,000	–	–	–	–	
Cul-de-Sac Reconstruct (2024) HB312 Project	Maintenance	N/A	N/A	2024	\$400,000	–	–	–	–	
Cul-de-Sac Reconstruct (2025) HB312 Project	Maintenance	N/A	N/A	2025	\$400,000	–	–	–	–	
Cul-de-Sac Reconstruct (2026) HB312 Project	Maintenance	N/A	N/A	2026	\$400,000	–	–	–	–	

Project Name	Project Type	Design Year	Right-of-Way Year	Const. Year	Total Project Costs	Improvement Type(s):				
						Pedestrian Facilities	ADA Improvements	Bike Facilities	Vehicular Capacity	Maintenance
Cul-de-Sac Repair (2023) HB312 Project	Maintenance	N/A	N/A	2023	\$400,000	–	–	–	–	
Cul-de-Sac Repair (2024) HB312 Project	Maintenance	N/A	N/A	2024	\$400,000	–	–	–	–	
Cul-de-Sac Repair (2025) HB312 Project	Maintenance	N/A	N/A	2025	\$400,000	–	–	–	–	
Cul-de-Sac Repair (2026) HB312 Project	Maintenance	N/A	N/A	2026	\$400,000	–	–	–	–	
Developers Cooperative Projects (2022)	Cooperative	N/A	N/A	2022	\$600,000					–
Developers Cooperative Projects (2023)	Cooperative	N/A	N/A	2023	\$600,000					–
Developers Cooperative Projects (2024)	Cooperative	N/A	N/A	2024	\$300,000					–
Developers Cooperative Projects (2025)	Cooperative	N/A	N/A	2025	\$300,000					–
Developers Cooperative Projects (2026)	Cooperative	N/A	N/A	2026	\$300,000					–
Fiber Optic Cable Network Update	Traffic Safety & Ops	N/A	N/A	2024	\$100,000	–	–	–		
Friction Seal of Bike Lanes (2023) Project	Livable Street	N/A	N/A	2023	\$150,000	–	–		–	
Grandmason Rd Bridge #1055, 0.25 miles N/O Chaparral Rd	Bridges	2026	Future	Future	\$773,000	–	–	–	–	
Green Stormwater Implementation (2022)	Environmental	2021	N/A	2022	\$469,000	–	–	–	–	
Green Stormwater Implementation (2025)	Environmental	2024	N/A	2025	\$500,000	–	–	–	–	

Project Name	Project Type	Design Year	Right-of-Way Year	Const. Year	Total Project Costs	Improvement Type(s):				
						Pedestrian Facilities	ADA Improvements	Bike Facilities	Vehicular Capacity	Maintenance
Green Stormwater Implementation (2026)	Environmental	2025	N/A	2026	\$500,000	–	–	–	–	
Hanley Pl Bridge #1056, 700' N/O Chaparral Rd	Bridges	2021	2022	2024	\$712,000	–	–	–	–	
Maintenance Crack Seal (2022) HB312 Project	Maintenance	N/A	N/A	2022	\$325,000	–	–	–	–	
Maintenance Crack Seal (2023) HB312 Project	Maintenance	N/A	N/A	2023	\$325,000	–	–	–	–	
Maintenance Crack Seal (2024) HB312 Project	Maintenance	N/A	N/A	2024	\$325,000	–	–	–	–	
Maintenance Crack Seal (2025) HB312 Project	Maintenance	N/A	N/A	2025	\$325,000	–	–	–	–	
Maintenance Crack Seal (2026) HB312 Project	Maintenance	N/A	N/A	2026	\$325,000	–	–	–	–	
Microseal (2024) - HB312 Project	Maintenance	N/A	N/A	2024	\$500,000	–	–	–	–	
Microseal (2025) - HB312 Project	Maintenance	N/A	N/A	2025	\$500,000	–	–	–	–	
Microseal (2026) - HB312 Project	Maintenance	N/A	N/A	2026	\$500,000	–	–	–	–	
Residential Capital Maintenance (2025) HB312 Project	Livable Street	2023	2024	2025	\$7,515,000				–	
Residential Capital Maintenance (2026) HB312 Project	Livable Street	2024	2025	2026	\$8,608,000				–	
Residential Capital Maintenance (2027) HB312 Project	Livable Street	2025	2026	2027	\$8,608,000				–	
Residential Capital Maintenance (2028) HB312 Project	Livable Street	2026	2027	Future	\$8,608,000				–	

Project Name	Project Type	Design Year	Right-of-Way Year	Const. Year	Total Project Costs	Improvement Type(s):				
						Pedestrian Facilities	ADA Improvements	Bike Facilities	Vehicular Capacity	Maintenance
Roadway and ADA Improvements (2025)	Livable Street	2023	2024	2025	\$8,040,000				–	
Roadway and ADA Improvements (2026)	Livable Street	2024	2025	2026	\$8,189,000				–	
Roadway and ADA Improvements (2027)	Livable Street	2025	2026	2027	\$8,415,000				–	
Roadway and ADA Improvements (2028)	Livable Street	2026	2027	2028	\$6,155,000				–	
Safe Sidewalk Program (2025)	Community	N/A	N/A	2025	\$1,600,000			–	–	
Safe Sidewalk Program (2026)	Community	N/A	N/A	2026	\$1,600,000			–	–	
Traffic Signals New and Upgraded (2022)	Traffic Safety & Ops	N/A	N/A	2022	\$600,000	–	–	–		
Traffic Signals New and Upgraded (2023)	Traffic Safety & Ops	N/A	N/A	2023	\$300,000	–	–	–		
Traffic Signals New and Upgraded (2024)	Traffic Safety & Ops	N/A	N/A	2024	\$300,000	–	–	–		
Traffic Signals New and Upgraded (2025)	Traffic Safety & Ops	N/A	N/A	2025	\$300,000	–	–	–		
Traffic Signals New and Upgraded (2026)	Traffic Safety & Ops	N/A	N/A	2026	\$300,000	–	–	–		