

GENERAL NOTES:

1. THIS DRAWING SHOWS TYPICAL INSTALLATION DETAILS ONLY. SEE PLAN SHEETS FOR QUANTITY OF SIGNAL COMPONENTS TO BE INSTALLED.
2. LOCATION OF EXISTING UTILITIES IS NOT SHOWN. THE CONTRACTOR SHALL VERIFY THE LOCATIONS OF ALL UTILITIES PRIOR TO CONSTRUCTION (DIG LINE: 1-800-342-1585).
3. ALL TRAFFIC SIGNAL WORK SHALL CONFORM TO ACHD'S SUPPLEMENTAL PROVISIONS, DIVISION 1100.
4. ALL TRAFFIC CONTROL DEVICES SHALL CONFORM TO THE LATEST REVISION OF THE MANUAL ON UNIFORM TRAFFIC CONTROL DEVICES.
5. ORIENTATION OF SIGNAL COMPONENTS SHALL BE AS SHOWN UNLESS OTHERWISE SPECIFIED ON THE PLAN SHEETS.
6. SEE ACHD DETAIL TS-1110.01 FOR FOUNDATION DETAILS.
7. ALL SIGNAL COMPONENTS SHALL BE LEVELED AFTER THE POLE HAS BEEN PLUMBED.
8. ALL FLASHERS ARE TO RUN ON 240V SERVICE.
9. THE SPECIFIC LOCATION OF EACH POLE INSTALLATION SHALL BE AS INDICATED ON THE PROJECT PLAN SHEETS. POLE LOCATIONS SHALL BE FIELD VERIFIED BY ACHD PRIOR TO FOUNDATION INSTALLATION.

NOTES:

- ① NOT NEEDED IF THE FLASHER IS CONNECTED TO A TRAFFIC SIGNAL CABINET AND SERVICE.
- ② SECOND MAST ARM MOUNTED FLASHER SHALL BE INCLUDED ON MULTILANE ROADWAYS ONLY.

TYPICAL MAST ARM MOUNTED SCHOOL ZONE FLASHING BEACON

12/28/2016

NO.	DATE	BY	REVISION



Scale: 3/8"	Drawn By: Andrew Booth
Date: 5/5/08	Checked By: Andrew Booth
File: 12-1107.01.DWG	Approved By: Thomas Morris

Standard School Zone
Flesher Details



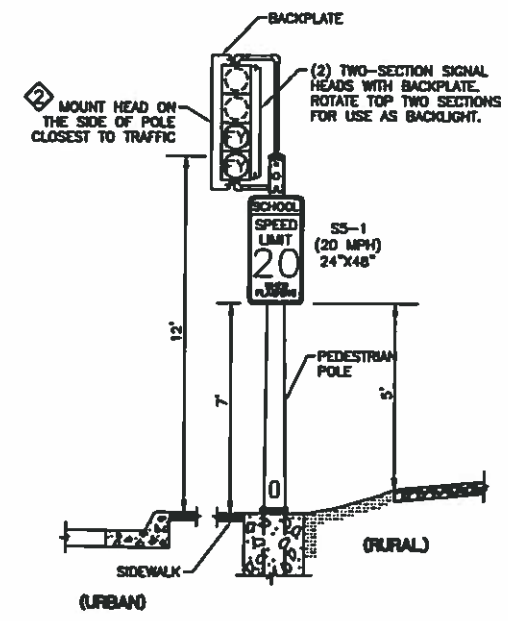
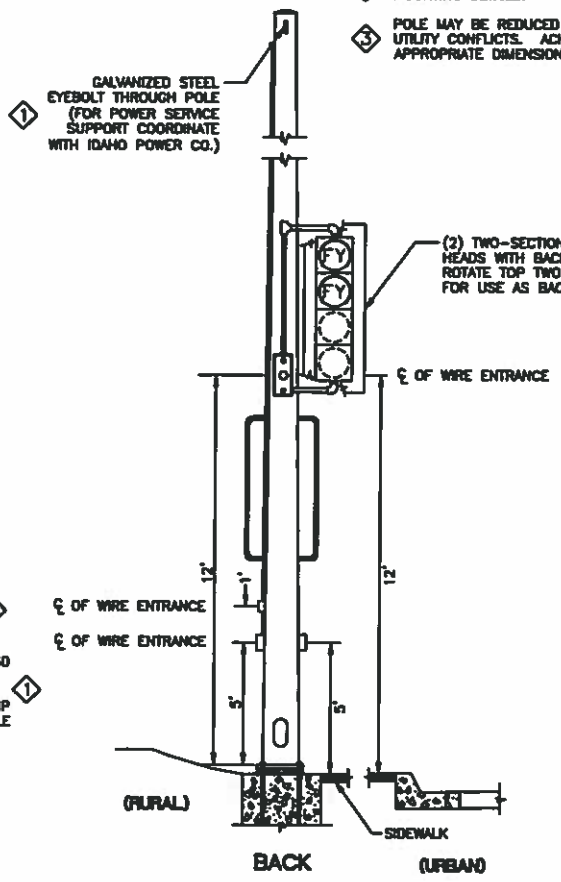
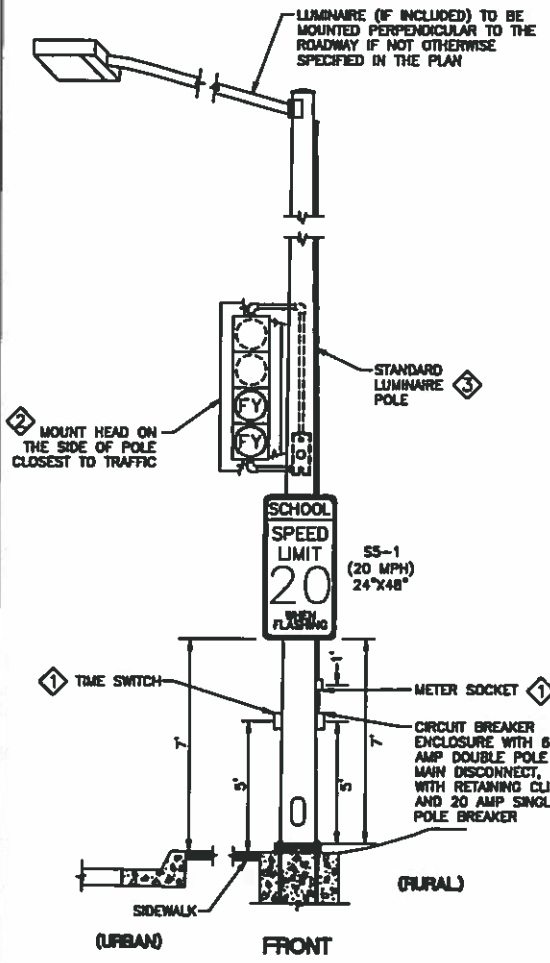
EDWARD DETAIL, INC.
TS-1107.01

NOTES:

- ① NOT NEEDED IF THE FLASHER IS CONNECTED TO A TRAFFIC SIGNAL CABINET AND SERVICE.
- ② SEE ACHD STANDARD DETAIL TS-1108 FOR SIGNAL MOUNTING DETAILS.
- ③ POLE MAY BE REDUCED IN HEIGHT DUE TO OVERHEAD UTILITY CONFLICTS. ACHD TO CUT POLE TO APPROPRIATE DIMENSIONS IF NOTED ON PLANS.

GENERAL NOTES:

- 1. THIS DRAWING SHOWS TYPICAL INSTALLATION DETAILS ONLY. SEE PLAN SHEETS FOR QUANTITY OF SIGNAL COMPONENTS TO BE INSTALLED.
- 2. LOCATION OF EXISTING UTILITIES IS NOT SHOWN. THE CONTRACTOR SHALL VERIFY THE LOCATIONS OF ALL UTILITIES PRIOR TO CONSTRUCTION (DIG LINE: 1-800-342-1585).
- 3. ALL TRAFFIC SIGNAL WORK SHALL CONFORM TO ACHD'S SUPPLEMENTAL PROVISIONS, DIVISION 1100.
- 4. ALL TRAFFIC CONTROL DEVICES SHALL CONFORM TO THE LATEST REVISION OF THE MANUAL ON UNIFORM TRAFFIC CONTROL DEVICES.
- 5. ORIENTATION OF SIGNAL COMPONENTS SHALL BE AS SHOWN UNLESS OTHERWISE SPECIFIED ON THE PLAN SHEETS.
- 6. SEE ACHD STANDARD DETAIL TS-1110.01 FOR FOUNDATION DETAILS.
- 7. ALL SIGNAL COMPONENTS SHALL BE LEVELED AFTER THE POLE HAS BEEN PLUMBED.
- 8. ALL FLASHERS ARE TO RUN ON 240V SERVICE.
- 9. THE SPECIFIC LOCATION OF EACH POLE INSTALLATION SHALL BE AS INDICATED ON THE PROJECT PLAN SHEETS. POLE LOCATIONS SHALL BE FIELD VERIFIED BY ACHD PRIOR TO FOUNDATION INSTALLATION.



TYPICAL POLE MOUNTED SCHOOL ZONE FLASHING BEACONS

NO.	DATE	BY	DESCRIPTION
01	05/14	CH	Added pedestrian pole detail
02	08/28	BT	Revised



Author: BTG	Drawn By: Andrew Smith
Date: 1/3/08	Design By: Andrew Smith
Plan: 10-1107.02.02	Approved By: Don Stapp

STANDARD SCHOOL ZONE Flasher Details

12/28/2016

STANDARD SCHOOL ZONE
TS-1107.02
 Sheet 2 of 2