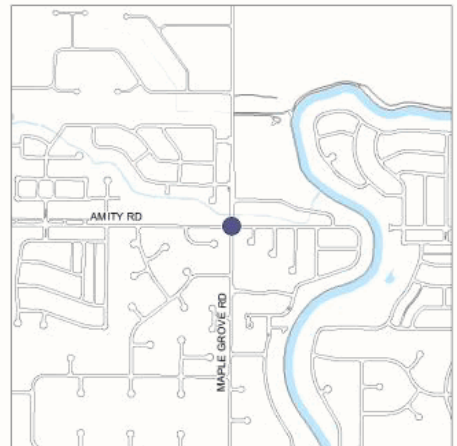
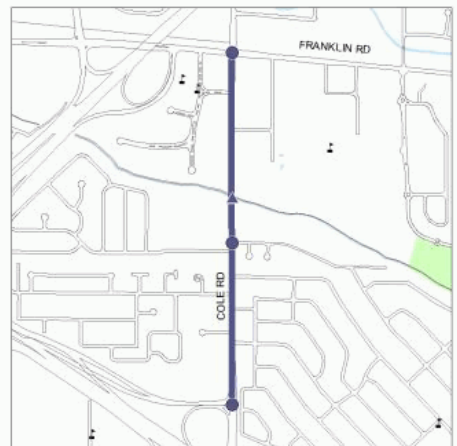


Intersections

Amity Rd and Maple Grove Rd					Project ID:	300284
Replace intersection with a multi-lane roundabout with a westbound right-turn bypass lane. Includes bridge #1243.						
Project Manager	Cody Homan	Commission District	4			
Project #:	319049	City of Project:	A			
GIS #:	M-IN205-120	School District:	BSD,WASD			
Programming (in \$1,000s)						
Phase	FY 2020	FY 2021	Total Budget	Total Project		
Concept Design(700)	\$0	\$0	\$0	\$0		
Professional Services(705)	\$350,000	\$15,000	\$365,000	\$365,000		
Title Search(701)	\$5,000	\$0	\$5,000	\$5,000		
Appraisals(702)	\$0	\$30,000	\$30,000	\$30,000		
R/W Acquisitions(703)	\$0	\$400,000	\$400,000	\$400,000		
Survey(704)	\$0	\$0	\$0	\$0		
Construction(740)	\$0	\$0	\$0	\$3,351,000		
Construction Eng.(707)	\$0	\$0	\$0	\$45,000		
Utility Services(730)	\$0	\$0	\$0	\$37,000		
Material - Signal(524)	\$0	\$0	\$0	\$60,000		
Legal Fees(706)	\$0	\$0	\$0	\$0		
Total	\$355,000	\$445,000	\$800,000	\$4,293,000		
Project Revenue/ Rescheduled Funds	\$0	\$0				
					Design Year(s)	2020
					Right-of-Way Year(s)	2021
					Construction Year(s)	2022-2023
					Sub-Projects	102610,102850,2002 85
					Funding Type:	Standard
					Total Outside Funding:	\$0



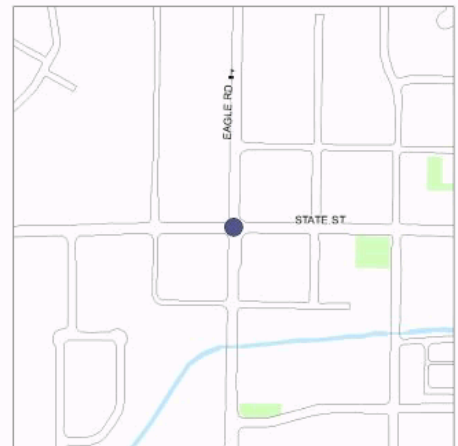
Cole Rd and Franklin Rd					Project ID:	300277
Widen intersection to 7 lanes in all directions as per the 2016 CIP. Includes Cole Rd, I-84 / Franklin widening, realignment of the McMullen intersection, bridge #1259, and rail crossing improvements. Carryover from FY2019 construction project.						
Project Manager	Ryan Cutler	Commission District	2			
Project #:		City of Project:	B			
GIS #:	M-IN203-14	School District:	BSD			
Programming (in \$1,000s)						
Phase	FY 2020	FY 2021	Total Budget	Total Project		
Concept Design(700)	\$0	\$0	\$0	\$0		
Professional Services(705)	\$0	\$0	\$0	\$0		
Title Search(701)	\$0	\$0	\$0	\$0		
Appraisals(702)	\$0	\$0	\$0	\$0		
R/W Acquisitions(703)	\$0	\$0	\$0	\$0		
Survey(704)	\$0	\$0	\$0	\$0		
Construction(740)	\$722,000	\$0	\$722,000	\$3,672,000		
Construction Eng.(707)	\$10,000	\$0	\$10,000	\$75,000		
Utility Services(730)	\$0	\$0	\$0	\$13,000		
Material - Signal(524)	\$0	\$0	\$0	\$0		
Legal Fees(706)	\$0	\$0	\$0	\$0		
Total	\$732,000	\$0	\$732,000	\$3,760,000		
Project Revenue/ Rescheduled Funds	\$0	\$0				
					Design Year(s)	2016-2017
					Right-of-Way Year(s)	2017-2018
					Construction Year(s)	2019-2020
					Sub-Projects	200278,200512,2005 13,200514,200515
					Funding Type:	Standard
					Total Outside Funding:	\$0



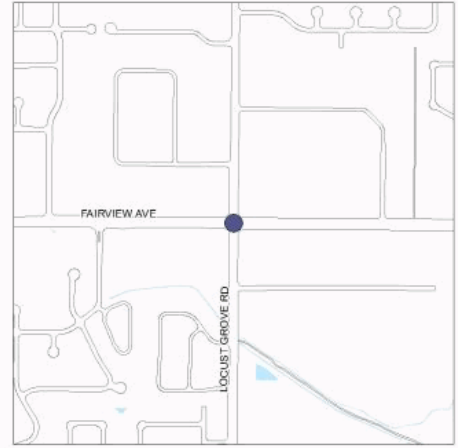
Cole Rd and Victory Rd					Project ID:	300293
Widen intersection to 7 lanes in all directions with median U-turns as per the 2016 CIP. Includes Cole, McGlochlin/Victory widening, an enhanced crossing at Diamond, and bridge #1261.						
Project Manager	Brian McCarthy		Commission District	1,4		
Project #:			City of Project:	A,B		
GIS #:	M-IN205-97		School District:	BSD		
Programming (in \$1,000s)						
Phase	FY 2020	FY 2021	Total Budget	Total Project		
Concept Design(700)	\$0	\$0	\$0	\$0		
Professional Services(705)	\$0	\$0	\$0	\$750,000		
Title Search(701)	\$0	\$0	\$0	\$0		
Appraisals(702)	\$0	\$0	\$0	\$105,000		
R/W Acquisitions(703)	\$0	\$0	\$0	\$1,022,000		
Survey(704)	\$0	\$0	\$0	\$0		
Construction(740)	\$7,601,000	\$842,000	\$8,443,000	\$8,443,000		
Construction Eng.(707)	\$36,000	\$35,000	\$71,000	\$71,000		
Utility Services(730)	\$78,000	\$0	\$78,000	\$78,000		
Material - Signal(524)	\$350,000	\$0	\$350,000	\$350,000		
Legal Fees(706)	\$0	\$0	\$0	\$0		
Total	\$8,065,000	\$877,000	\$8,942,000	\$10,819,000		
Project Revenue/ Rescheduled Funds	\$50,000	\$0				
					Design Year(s)	2018-2019
					Right-of-Way Year(s)	2019
					Construction Year(s)	2020
					Sub-Projects	102600,200294,200494,200495,200496
					Funding Type:	Standard
					Total Outside Funding:	\$0



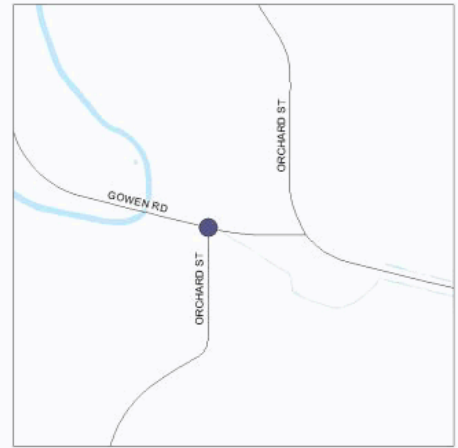
Eagle Rd and State St					Project ID:	300301
Construct a quadrant intersection and widen Eagle Road between Plaza and State to 4 lanes with center median as per the Eagle Rd and State St Intersection Concept Study.						
Project Manager	Ryan Cutler		Commission District	3		
Project #:			City of Project:	E		
GIS #:	M-IN211-04		School District:	WASD		
Programming (in \$1,000s)						
Phase	FY 2020	FY 2021	Total Budget	Total Project		
Concept Design(700)	\$0	\$0	\$0	\$0		
Professional Services(705)	\$550,000	\$5,000	\$555,000	\$555,000		
Title Search(701)	\$3,000	\$0	\$3,000	\$3,000		
Appraisals(702)	\$0	\$50,000	\$50,000	\$50,000		
R/W Acquisitions(703)	\$0	\$825,000	\$825,000	\$825,000		
Survey(704)	\$0	\$0	\$0	\$0		
Construction(740)	\$0	\$0	\$0	\$3,533,000		
Construction Eng.(707)	\$0	\$0	\$0	\$0		
Utility Services(730)	\$5,000	\$0	\$5,000	\$5,000		
Material - Signal(524)	\$0	\$0	\$0	\$112,000		
Legal Fees(706)	\$0	\$0	\$0	\$0		
Total	\$558,000	\$880,000	\$1,438,000	\$5,083,000		
Project Revenue/ Rescheduled Funds	\$0	\$0				
					Design Year(s)	2020
					Right-of-Way Year(s)	2021
					Construction Year(s)	2022
					Sub-Projects	103350,103360,103370,200302
					Funding Type:	Standard
					Total Outside Funding:	\$0



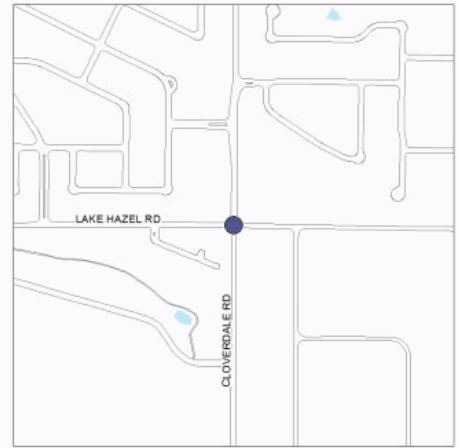
Fairview Ave and Locust Grove Rd					Project ID:	300302
Widen intersection to 8 lanes on Fairview Ave and 7 lanes on Locust Grove Rd, including concrete intersection, curb, gutter, sidewalk, and a Level 3 bike facility as per the 2016 CIP.						
Project Manager	Brian McCarthy		Commission District	2		
Project #:			City of Project:	M		
GIS #:	M-IN211-05		School District:	WASD		
Programming (in \$1,000s)						
Phase	FY 2020	FY 2021	Total Budget	Total Project		
Concept Design(700)	\$0	\$0	\$0	\$0		
Professional Services(705)	\$510,000	\$15,000	\$525,000	\$525,000		
Title Search(701)	\$4,000	\$0	\$4,000	\$4,000		
Appraisals(702)	\$0	\$30,000	\$30,000	\$30,000		
R/W Acquisitions(703)	\$0	\$870,000	\$870,000	\$870,000		
Survey(704)	\$0	\$0	\$0	\$0		
Construction(740)	\$0	\$0	\$0	\$3,547,000		
Construction Eng.(707)	\$0	\$0	\$0	\$50,000		
Utility Services(730)	\$0	\$0	\$0	\$0		
Material - Signal(524)	\$0	\$0	\$0	\$100,000		
Legal Fees(706)	\$0	\$0	\$0	\$0		
Total	\$514,000	\$915,000	\$1,429,000	\$5,126,000		
Project Revenue/ Rescheduled Funds	\$0	\$0				
					Design Year(s)	2020-2021
					Right-of-Way Year(s)	2021
					Construction Year(s)	2022
					Sub-Projects	200303
					Funding Type:	Standard
					Total Outside Funding:	\$0



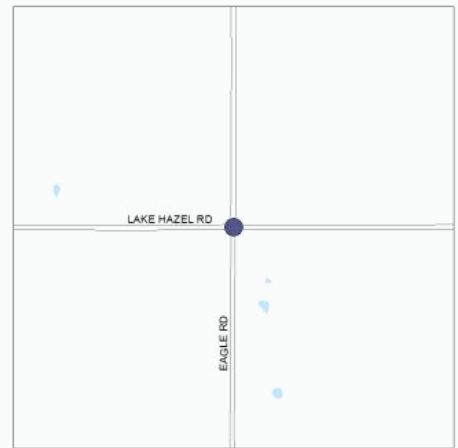
Gowen Rd and Orchard St					Project ID:	300516
Reconstruct intersection in accordance with the Gowen Rd, Orchard St / I-84 Concept Study.						
Project Manager	David Rader		Commission District	1		
Project #:			City of Project:	B		
GIS #:	M-IN219-16		School District:	BSD		
Programming (in \$1,000s)						
Phase	FY 2020	FY 2021	Total Budget	Total Project		
Concept Design(700)	\$0	\$0	\$0	\$0		
Professional Services(705)	\$145,000	\$0	\$145,000	\$145,000		
Title Search(701)	\$1,000	\$0	\$1,000	\$1,000		
Appraisals(702)	\$0	\$0	\$0	\$0		
R/W Acquisitions(703)	\$0	\$270,000	\$270,000	\$270,000		
Survey(704)	\$0	\$0	\$0	\$0		
Construction(740)	\$0	\$0	\$0	\$1,378,000		
Construction Eng.(707)	\$0	\$0	\$0	\$0		
Utility Services(730)	\$2,000	\$0	\$2,000	\$2,000		
Material - Signal(524)	\$0	\$0	\$0	\$0		
Legal Fees(706)	\$0	\$0	\$0	\$0		
Total	\$148,000	\$270,000	\$418,000	\$1,796,000		
Project Revenue/ Rescheduled Funds	\$0	\$0				
					Design Year(s)	2020
					Right-of-Way Year(s)	2021
					Construction Year(s)	2023
					Sub-Projects	200572
					Funding Type:	Standard
					Total Outside Funding:	\$0



Lake Hazel Rd and Cloverdale Rd					Project ID:	300288
Widen intersection to 5 lanes on Lake Hazel Rd and 5 lanes on Cloverdale Rd as per the 2016 CIP.						
Project Manager	Ricardo Calderon		Commission District	4		
Project #:			City of Project:	A		
GIS #:	M-IN205-34		School District:	WASD		
Programming (in \$1,000s)						
Phase	FY 2020	FY 2021	Total Budget	Total Project		
Concept Design(700)	\$0	\$0	\$0	\$0		
Professional Services(705)	\$0	\$40,000	\$40,000	\$320,000		
Title Search(701)	\$0	\$0	\$0	\$2,000		
Appraisals(702)	\$0	\$0	\$0	\$26,000		
R/W Acquisitions(703)	\$0	\$0	\$0	\$447,000		
Survey(704)	\$0	\$0	\$0	\$0		Design Year(s) 2022
Construction(740)	\$0	\$0	\$0	\$3,849,000		Right-of-Way Year(s) 2023
Construction Eng.(707)	\$0	\$0	\$0	\$42,000		Construction Year(s) 2024
Utility Services(730)	\$0	\$0	\$0	\$11,000		Sub-Projects 200289
Material - Signal(524)	\$0	\$0	\$0	\$60,000		
Legal Fees(706)	\$0	\$0	\$0	\$0		
Total	\$0	\$40,000	\$40,000	\$4,757,000		Funding Type: Standard
Project Revenue/ Rescheduled Funds	\$0	\$0				Total Outside Funding: \$0



Lake Hazel Rd and Eagle Rd					Project ID:	300311
Widen and signalize intersection to 4/5 lanes on Eagle and 3/5 lanes on Lake Hazel as per the 2016 CIP. In-house design.						
Project Manager	Joe Tate		Commission District	4		
Project #:			City of Project:	M		
GIS #:	M-IN216-01		School District:	WASD		
Programming (in \$1,000s)						
Phase	FY 2020	FY 2021	Total Budget	Total Project		
Concept Design(700)	\$0	\$0	\$0	\$0		
Professional Services(705)	\$70,000	\$0	\$70,000	\$70,000		
Title Search(701)	\$4,000	\$0	\$4,000	\$4,000		
Appraisals(702)	\$0	\$0	\$0	\$0		
R/W Acquisitions(703)	\$0	\$545,000	\$545,000	\$545,000		
Survey(704)	\$0	\$0	\$0	\$0		Design Year(s) 2020
Construction(740)	\$0	\$0	\$0	\$7,375,000		Right-of-Way Year(s) 2021
Construction Eng.(707)	\$0	\$0	\$0	\$0		Construction Year(s) 2023
Utility Services(730)	\$5,000	\$0	\$5,000	\$284,000		Sub-Projects 200312
Material - Signal(524)	\$0	\$0	\$0	\$100,000		
Legal Fees(706)	\$0	\$0	\$0	\$0		
Total	\$79,000	\$545,000	\$624,000	\$8,378,000		Funding Type: Standard
Project Revenue/ Rescheduled Funds	\$0	\$0				Total Outside Funding: \$0



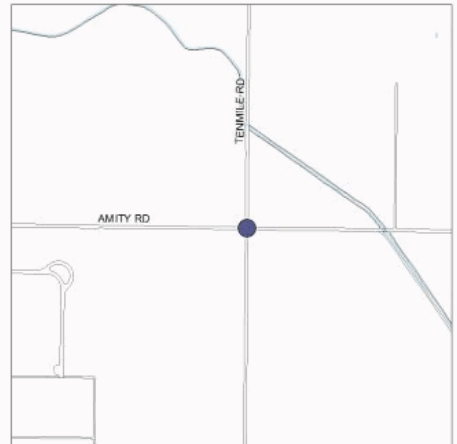
Linder Rd and Deer Flat Rd					Project ID:	300300
Federal aid project to improve intersection of Linder Rd and Deer Flat Rd, including curb, gutter, sidewalk and bike facilities.						
Project Manager	Joe Tate	Commission District	4			
Project #:		City of Project:	B			
GIS #:	M-IN211-01	School District:	KSD			
Programming (in \$1,000s)						
Phase	FY 2020	FY 2021	Total Budget	Total Project		
Concept Design(700)	\$0	\$0	\$0	\$0		
Professional Services(705)	\$0	\$0	\$0	\$663,000		
Title Search(701)	\$0	\$0	\$0	\$0		
Appraisals(702)	\$0	\$0	\$0	\$0		
R/W Acquisitions(703)	\$0	\$0	\$0	\$514,000		
Survey(704)	\$0	\$0	\$0	\$0		
Construction(740)	\$736,000	\$0	\$736,000	\$750,000	Design Year(s)	2017-2018
Construction Eng.(707)	\$35,000	\$0	\$35,000	\$35,000	Right-of-Way Year(s)	2019
Utility Services(730)	\$0	\$0	\$0	\$0	Construction Year(s)	2020
Material - Signal(524)	\$0	\$0	\$0	\$0	Sub-Projects	200301
Legal Fees(706)	\$0	\$0	\$0	\$0		
Total	\$771,000	\$0	\$771,000	\$1,962,000	Funding Type:	Federal Aid
Project Revenue/ Rescheduled Funds	\$0	\$0			Total Outside Funding:	\$3,095,000

Linder Rd and Floating Feather Rd Roundabout					Project ID:	300312
Construct a multi-lane roundabout as per the 2016 CIP. To be built with the Linder Rd, State St (SH 44) / Floating Feather project.						
Project Manager	Cody Homan	Commission District	3			
Project #:		City of Project:	E			
GIS #:	M-IN217-03	School District:	WASD			
Programming (in \$1,000s)						
Phase	FY 2020	FY 2021	Total Budget	Total Project		
Concept Design(700)	\$36,000	\$0	\$36,000	\$36,000		
Professional Services(705)	\$0	\$482,000	\$482,000	\$482,000		
Title Search(701)	\$0	\$0	\$0	\$0		
Appraisals(702)	\$0	\$0	\$0	\$10,000		
R/W Acquisitions(703)	\$0	\$0	\$0	\$533,000		
Survey(704)	\$0	\$0	\$0	\$0		
Construction(740)	\$0	\$0	\$0	\$3,161,000	Design Year(s)	2020-2021
Construction Eng.(707)	\$0	\$0	\$0	\$134,000	Right-of-Way Year(s)	2022
Utility Services(730)	\$0	\$0	\$0	\$10,000	Construction Year(s)	2024
Material - Signal(524)	\$0	\$0	\$0	\$52,000	Sub-Projects	200313
Legal Fees(706)	\$0	\$0	\$0	\$0		
Total	\$36,000	\$482,000	\$518,000	\$4,418,000	Funding Type:	Standard
Project Revenue/ Rescheduled Funds	\$0	\$0			Total Outside Funding:	\$0

State St and Pierce Park Ln					Project ID:	300299
Widen intersection to 4 lanes (Pierce Park) and 7 lanes (State), including sidewalk/buffered bike lane (north) and pathway (south), median and bus pullouts as per the State St TTOP.						
Project Manager	Joe Tate	Commission District	3			
Project #:		City of Project:	B,G			
GIS #:	M-IN210-03	School District:	BSD			
Programming (in \$1,000s)						
Phase	FY 2020	FY 2021	Total Budget	Total Project		
Concept Design(700)	\$0	\$0	\$0	\$0		
Professional Services(705)	\$50,000	\$0	\$50,000	\$537,000		
Title Search(701)	\$0	\$0	\$0	\$0		
Appraisals(702)	\$0	\$0	\$0	\$8,000		
R/W Acquisitions(703)	\$2,200,000	\$0	\$2,200,000	\$2,541,000		
Survey(704)	\$0	\$100,000	\$100,000	\$100,000		
Construction(740)	\$0	\$5,088,000	\$5,088,000	\$6,300,000		
Construction Eng.(707)	\$0	\$60,000	\$60,000	\$60,000		
Utility Services(730)	\$0	\$500,000	\$500,000	\$500,000		
Material - Signal(524)	\$0	\$225,000	\$225,000	\$225,000		
Legal Fees(706)	\$0	\$0	\$0	\$0		
Total	\$2,250,000	\$5,973,000	\$8,223,000	\$10,271,000		
Project Revenue/ Rescheduled Funds	\$0	\$0				
					Design Year(s)	2018-2019
					Right-of-Way Year(s)	2019-2020
					Construction Year(s)	2021
					Sub-Projects	101650,101660,200300
					Funding Type:	Standard
					Total Outside Funding:	\$0



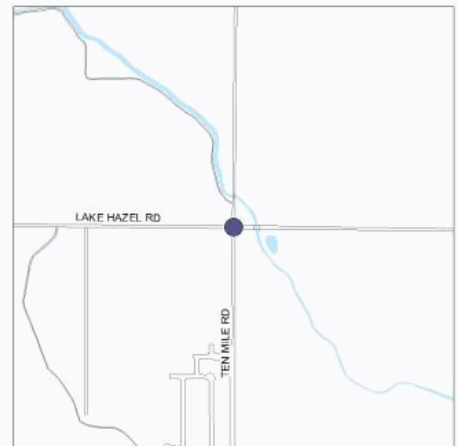
Ten Mile Rd and Amity Rd					Project ID:	300279
Construct a multi-lane roundabout. Project includes Ten Mile Bridge #1182. In-house design.						
Project Manager	Brian McCarthy	Commission District	4			
Project #:		City of Project:	A			
GIS #:	M-IN205-03	School District:	WASD			
Programming (in \$1,000s)						
Phase	FY 2020	FY 2021	Total Budget	Total Project		
Concept Design(700)	\$0	\$0	\$0	\$0		
Professional Services(705)	\$0	\$0	\$0	\$0		
Title Search(701)	\$0	\$0	\$0	\$0		
Appraisals(702)	\$0	\$0	\$0	\$64,000		
R/W Acquisitions(703)	\$25,000	\$0	\$25,000	\$180,000		
Survey(704)	\$0	\$0	\$0	\$0		
Construction(740)	\$0	\$2,428,000	\$2,428,000	\$2,428,000		
Construction Eng.(707)	\$0	\$0	\$0	\$0		
Utility Services(730)	\$0	\$0	\$0	\$0		
Material - Signal(524)	\$0	\$25,000	\$25,000	\$25,000		
Legal Fees(706)	\$0	\$0	\$0	\$0		
Total	\$25,000	\$2,453,000	\$2,478,000	\$2,697,000		
Project Revenue/ Rescheduled Funds	\$0	\$0				
					Design Year(s)	2018
					Right-of-Way Year(s)	2019-2020
					Construction Year(s)	2021
					Sub-Projects	200280
					Funding Type:	Standard
					Total Outside Funding:	\$0




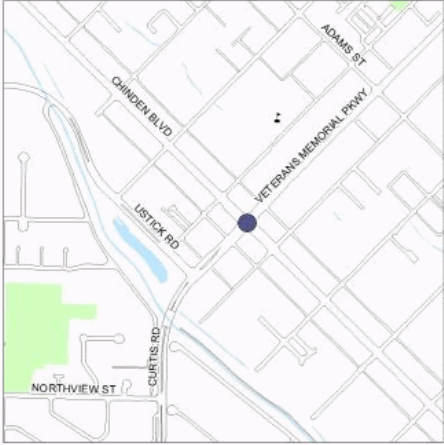
Ten Mile Rd and Columbia Rd					Project ID:	300285
Install a single-lane expandable roundabout as per the Ten Mile Corridor Intersection Analysis.						
Project Manager	David Rader		Commission District	4		
Project #:			City of Project:	K		
GIS #:	M-IN205-127		School District:	KSD		
Programming (in \$1,000s)						
Phase	FY 2020	FY 2021	Total Budget	Total Project		
Concept Design(700)	\$0	\$0	\$0	\$0		
Professional Services(705)	\$0	\$40,000	\$40,000	\$500,000		
Title Search(701)	\$0	\$0	\$0	\$1,000		
Appraisals(702)	\$0	\$0	\$0	\$8,000		
R/W Acquisitions(703)	\$0	\$0	\$0	\$94,000		
Survey(704)	\$0	\$0	\$0	\$0	Design Year(s) 2022	
Construction(740)	\$0	\$0	\$0	\$1,639,000	Right-of-Way Year(s) 2023	
Construction Eng.(707)	\$0	\$0	\$0	\$82,000	Construction Year(s) Future	
Utility Services(730)	\$0	\$0	\$0	\$10,000	Sub-Projects 200286	
Material - Signal(524)	\$0	\$0	\$0	\$52,000		
Legal Fees(706)	\$0	\$0	\$0	\$0		
Total	\$0	\$40,000	\$40,000	\$2,386,000	Funding Type: Standard	
Project Revenue/ Rescheduled Funds	\$0	\$0			Total Outside Funding: \$0	



Ten Mile Rd and Lake Hazel Rd					Project ID:	300317
Widen intersection to 3/4 lanes on Ten Mile and 3/4 lanes on Lake Hazel as per the 2016 CIP.						
Project Manager	Ricardo Calderon		Commission District	5		
Project #:			City of Project:	K		
GIS #:	M-IN218-02		School District:	KSD,WASD		
Programming (in \$1,000s)						
Phase	FY 2020	FY 2021	Total Budget	Total Project		
Concept Design(700)	\$0	\$0	\$0	\$0		
Professional Services(705)	\$40,000	\$476,000	\$516,000	\$516,000		
Title Search(701)	\$0	\$0	\$0	\$0		
Appraisals(702)	\$0	\$0	\$0	\$8,000		
R/W Acquisitions(703)	\$0	\$0	\$0	\$281,000		
Survey(704)	\$0	\$0	\$0	\$0	Design Year(s) 2021	
Construction(740)	\$0	\$0	\$0	\$3,437,000	Right-of-Way Year(s) 2022	
Construction Eng.(707)	\$0	\$0	\$0	\$172,000	Construction Year(s) 2023	
Utility Services(730)	\$0	\$0	\$0	\$10,000	Sub-Projects 200318	
Material - Signal(524)	\$0	\$0	\$0	\$80,000		
Legal Fees(706)	\$0	\$0	\$0	\$0		
Total	\$40,000	\$476,000	\$516,000	\$4,504,000	Funding Type: Standard	
Project Revenue/ Rescheduled Funds	\$0	\$0			Total Outside Funding: \$0	



Ten Mile Rd and Victory Rd					Project ID:	300304
Construct a multi-lane roundabout. Includes bridge #1181.						
Project Manager	Cody Homan	Commission District	4			
Project #:		City of Project:	A			
GIS #:	M-IN214-03	School District:	WASD			
Programming (in \$1,000s)						
Phase	FY 2020	FY 2021	Total Budget	Total Project	Design Year(s)	2019-2020
Concept Design(700)	\$0	\$0	\$0	\$0	Right-of-Way Year(s)	2020
Professional Services(705)	\$148,000	\$0	\$148,000	\$173,000	Construction Year(s)	2022-2023
Title Search(701)	\$0	\$0	\$0	\$0	Sub-Projects	101390,200305
Appraisals(702)	\$16,000	\$0	\$16,000	\$16,000	Funding Type:	Standard
R/W Acquisitions(703)	\$200,000	\$0	\$200,000	\$200,000	Total Outside Funding:	\$0
Survey(704)	\$0	\$0	\$0	\$0		
Construction(740)	\$0	\$0	\$0	\$2,581,000		
Construction Eng.(707)	\$0	\$0	\$0	\$42,000		
Utility Services(730)	\$0	\$0	\$0	\$0		
Material - Signal(524)	\$0	\$0	\$0	\$52,000		
Legal Fees(706)	\$0	\$0	\$0	\$0		
Total	\$364,000	\$0	\$364,000	\$3,064,000		
Project Revenue/ Rescheduled Funds	\$120,000	\$0				

US 20/26 (Chinden Blvd) and Curtis Rd					Project ID:	300306
Widen the intersection to add a dedicated southbound through/right turn lane as per the 2016 CIP.						
Project Manager	Brian McCarthy	Commission District	2			
Project #:		City of Project:	G			
GIS #:	M-IN215-03	School District:	BSD			
Programming (in \$1,000s)						
Phase	FY 2020	FY 2021	Total Budget	Total Project	Design Year(s)	2018
Concept Design(700)	\$0	\$0	\$0	\$0	Right-of-Way Year(s)	2019-2020
Professional Services(705)	\$10,000	\$0	\$10,000	\$144,000	Construction Year(s)	2022
Title Search(701)	\$0	\$0	\$0	\$0	Sub-Projects	200307
Appraisals(702)	\$0	\$0	\$0	\$17,000	Funding Type:	Standard
R/W Acquisitions(703)	\$200,000	\$0	\$200,000	\$200,000	Total Outside Funding:	\$0
Survey(704)	\$0	\$0	\$0	\$45,000		
Construction(740)	\$0	\$0	\$0	\$1,150,000		
Construction Eng.(707)	\$0	\$0	\$0	\$15,000		
Utility Services(730)	\$0	\$0	\$0	\$0		
Material - Signal(524)	\$0	\$0	\$0	\$92,000		
Legal Fees(706)	\$0	\$0	\$0	\$0		
Total	\$210,000	\$0	\$210,000	\$1,663,000		
Project Revenue/ Rescheduled Funds	\$0	\$0				

US 20/26 (Chinden Blvd) and Locust Grove Rd					Project ID:	300298
Widen Locust Grove legs of intersection in conjunction with ITD project.						
Project Manager	Brian McCarthy	Commission District	5			
Project #:		City of Project:	E,M			
GIS #:	M-IN209-06	School District:	WASD			
Programming (in \$1,000s)						
Phase	FY 2020	FY 2021	Total Budget	Total Project		
Concept Design(700)	\$0	\$0	\$0	\$0		
Professional Services(705)	\$0	\$0	\$0	\$125,000		
Title Search(701)	\$0	\$0	\$0	\$0		
Appraisals(702)	\$0	\$0	\$0	\$0		
R/W Acquisitions(703)	\$0	\$0	\$0	\$0		
Survey(704)	\$0	\$0	\$0	\$0		
Construction(740)	\$1,552,000	\$0	\$1,552,000	\$1,552,000	Design Year(s)	2018-2019
Construction Eng.(707)	\$78,000	\$0	\$78,000	\$78,000	Right-of-Way Year(s)	2019
Utility Services(730)	\$0	\$0	\$0	\$0	Construction Year(s)	2020
Material - Signal(524)	\$70,000	\$0	\$70,000	\$70,000	Sub-Projects	200299
Legal Fees(706)	\$0	\$0	\$0	\$0		
Total	\$1,700,000	\$0	\$1,700,000	\$1,825,000	Funding Type:	Standard
Project Revenue/ Rescheduled Funds	\$0	\$0			Total Outside Funding:	\$0

Victory Rd and Locust Grove Rd Roundabout					Project ID:	300309
Construct a multi-lane roundabout as per the 2016 CIP. Includes bridge #2116. In-house design.						
Project Manager	Ryan Cutler	Commission District	4			
Project #:		City of Project:	M			
GIS #:	M-IN215-06	School District:	WASD			
Programming (in \$1,000s)						
Phase	FY 2020	FY 2021	Total Budget	Total Project		
Concept Design(700)	\$0	\$0	\$0	\$0		
Professional Services(705)	\$47,000	\$0	\$47,000	\$61,000		
Title Search(701)	\$0	\$0	\$0	\$1,000		
Appraisals(702)	\$17,000	\$0	\$17,000	\$17,000		
R/W Acquisitions(703)	\$602,000	\$0	\$602,000	\$602,000		
Survey(704)	\$0	\$0	\$0	\$0		
Construction(740)	\$0	\$4,252,000	\$4,252,000	\$4,252,000	Design Year(s)	2019
Construction Eng.(707)	\$0	\$0	\$0	\$0	Right-of-Way Year(s)	2020
Utility Services(730)	\$0	\$56,000	\$56,000	\$56,000	Construction Year(s)	2021
Material - Signal(524)	\$0	\$28,000	\$28,000	\$28,000	Sub-Projects	102280,200310
Legal Fees(706)	\$0	\$0	\$0	\$0		
Total	\$666,000	\$4,336,000	\$5,002,000	\$5,017,000	Funding Type:	Standard
Project Revenue/ Rescheduled Funds	\$7,000	\$0			Total Outside Funding:	\$0